

Content available at: <https://www.ipinnovative.com/open-access-journals>

IP International Journal of Comprehensive and Advanced Pharmacology

Journal homepage: <https://www.ijcap.in/>

## Short Communication

## An overview of the monkeypox

Raunakkumar Chaurasiya<sup>1,\*</sup>, Jayalalita Kamble<sup>1</sup>, Yeshwant Kumar<sup>2</sup>,  
Rambishwash Giri<sup>3</sup>, Dhiraj Chaudhary<sup>4</sup>, Rahul Singh<sup>5</sup>, Cruciforth Kharsyntiew<sup>6</sup>

<sup>1</sup>Dept. of Pharmacology, Neelsaraj Institute of Pharmacy, Bengaluru, Karnataka, India<sup>2</sup>Dept. of Pharmaceutics, Neelsaraj Institute of Pharmacy, Bangalore, Karnataka, India<sup>3</sup>Dept. of Pharmaceutics, Aditya Bangalore Institute of Pharmacy Education and Research, Bengaluru, Karnataka, India<sup>4</sup>Mallige College of Pharmacy, Bengaluru, Karnataka, India<sup>5</sup>Neelsaraj Institute of Pharmacy, Bengaluru, Karnataka, India<sup>6</sup>Dept. of Pharmacognosy, Neelsaraj Institute of Pharmacy, Bengaluru, Karnataka, India

## ARTICLE INFO

## Article history:

Received 19-03-2023

Accepted 20-04-2023

Available online 23-05-2023

## Keywords:

Monkeypox

Orthopoxvirus

Humantohuman transmission

Treatment

## ABSTRACT

Smallpox-like symptoms are caused by the human monkeypox orthopoxvirus, a zoonotic orthopoxvirus. The zoonotic human monkeypox was detected in 1970, twelve years after the monkeypox virus was found in a Danish lab in 1958. It has lately been documented in cases outside of Africa, and it has spread to other regions of Africa. (mainly West and Central Africa). The genesis, epidemiology, and ecology of the disease are still largely unknown, which has caused a rise in the frequency and geographic dispersion of human monkeypox cases in recent years. 8 days on average were needed for incubation. (range 4–14 days). A multi-nation outbreak of human monkeypox infections, involving transmission from person to person, was documented in Europe and North America in May 2022. Monitoring and epidemiological analysis need to be more precise in order to calculate the effect on public health and develop policies to reduce the risk of a larger spread of disease. Small viral epidemics with mortality rates around 10% and rates of secondary human-to-human transmission around the same percentage are frequent in tropical Central and West Africa. On July 31, 2022, the first case of monkeypox mortality was reported in India; the victim was a 22-year-old man who had recently returned from the United Arab Emirates. In light of the continuous outbreaks throughout the world, we provide current information on monkeypox for medical professionals in this overview. There is a zoonotic orthopoxvirus that produces human monkeypox. However, ST 246 has been found to be effective *in vivo* and *in vitro* in infected animals, and experiments were safely carried out on non-infected humans. ST 246 has not been tested for its effectiveness on monkey pox or orthopox-infected individuals.

This is an Open Access (OA) journal, and articles are distributed under the terms of the [Creative Commons Attribution-NonCommercial-ShareAlike 4.0 License](https://creativecommons.org/licenses/by-nc-sa/4.0/), which allows others to remix, tweak, and build upon the work non-commercially, as long as appropriate credit is given and the new creations are licensed under the identical terms.

For reprints contact: [reprint@ipinnovative.com](mailto:reprint@ipinnovative.com)

## 1. Introduction

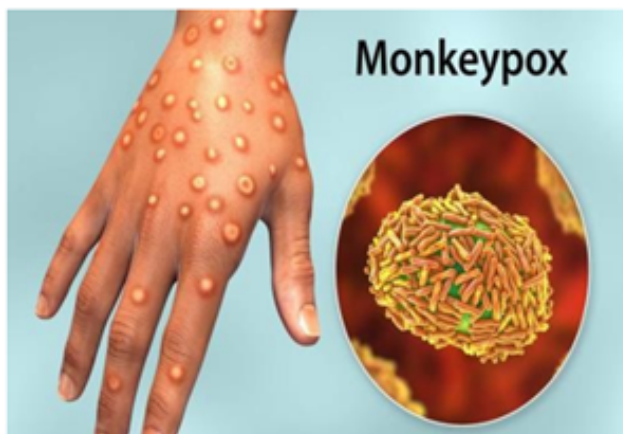
The Democratic Republic of the Congo reported the first human case The first human case of the monkeypox virus, a zoonotic orthopox DNA virus related to the virus that causes smallpox, was reported in the Democratic Republic of the Congo in 1970 of the monkeypox virus,

a zoonotic orthopox DNA virus related to the virus that causes smallpox, in 1970.<sup>1</sup> The World Health Organization later verified the case in 1980. The monkeypox virus was initially identified in 1958 at a Danish laboratory after an epidemic among monkeys.<sup>2</sup> Two genetic subgroups exist for monkeypox. both Central and West Africa West Africa experiences fewer fatalities and incidences of human-to-human transmission than Central Africa, while

\* Corresponding author.

E-mail address: [chaurasiyaraunak1@gmail.com](mailto:chaurasiyaraunak1@gmail.com) (R. Chaurasiya).

the opposite is also true. Through direct contact with infected animals, blood, and respiratory droplets during human-to-human transmission, monkeypox is spread.<sup>3</sup> The genus Orthopoxvirus and species Monkeypox virus are all members of the family Poxviridae, which also includes the subfamily Chordopoxvirinae. The size of the monkeypox virus under electron microscopy is substantial (200–250 nanometers). Poxviruses are linear double-stranded DNA particles that are brick-shaped and encased in a lipoprotein envelope.<sup>4,5</sup> and smallpox-like illness is caused by monkeypox. According to historical statistics, vaccinating against smallpox with the vaccinia virus (another orthopoxvirus) provided around 85% protection against monkeypox.<sup>6</sup> Saliva, respiratory excretions, or contact with lesion exudate or crust material are thought to be the main routes of transmission. Faecal viral shedding may be another form of exposure.<sup>7,8</sup> There have been four more recorded occurrences in the UK involving males who identified themselves as part of the group of guys who have sex with men (MSM). An increasing number of MPX cases have been verified in Europe, according to subsequent testing for the monkeypox virus (MPXV) in symptomatic MSM patients visiting sexual health and sexually transmitted disease (STD) clinics in the UK and abroad.<sup>9</sup> Cases might be severe, particularly in kids, expectant women, or those with weakened immune systems.<sup>10</sup> Since early September 2022, more than 50 000 monkeypox virus infections have been reported in more than 50 countries across five continents, prompting the World Health Organization to classify the disease as a "evolving risk of moderate public health concern" on June 23, 2022.<sup>10,11</sup> MPXV is a brick-shaped enveloped virus that replicates in the cytoplasm rather than the nucleus and measures 200–250 nm.<sup>12</sup>



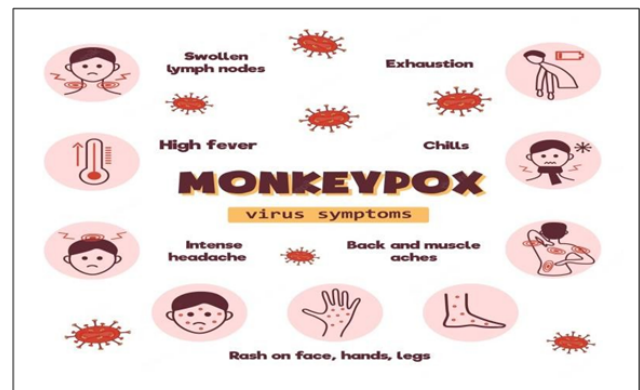
**Fig. 1:** Cutaneous lesions



**Fig. 2:** Cutaneous lesions

## 2. Sign & Symptoms

In the 2022 monkeypox epidemic, many individuals had vaginal and perianal lesions, fever, enlarged lymph nodes, and swallowing discomfort,<sup>10</sup> however other patients only showed one or two sores as the disease's symptoms.<sup>11</sup> Monkeypox symptoms typically appear 5 to 21 days after infection, with the earliest signs initially resembling influenza and include headache, muscular aches, fever, and exhaustion.<sup>12,13</sup> The lesions may leave faint traces after they have healed before turning into black scars.



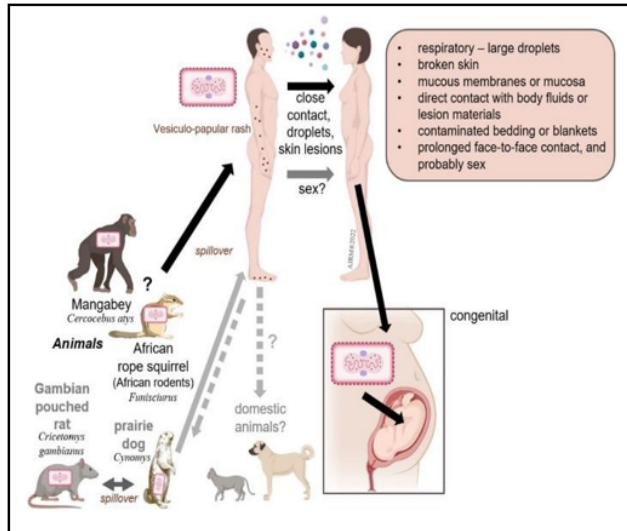
**Fig. 3:** Symptoms

## 3. Transmission

A bite or scratch from an animal, the cooking of bush meat, or contact with an infected animal's body fluids or lesion material are all ways that humans might become infected by them.<sup>14</sup> By coming into close contact with someone who has the rash, monkeypox can be passed from one person to another. Close contact can include face-to-face interaction (such as kissing), skin-to-skin contact (such as touching or vaginal or anal sex), mouth-to-mouth contact (such as

breathing or singing close to one another), or mouth-to-skin contact (such as oral sex or kissing the skin). The respiratory system, mucous membranes of the eyes, nose, and mouth, as well as breaks in the skin are entry sites for the virus.<sup>10</sup>

#### 4. Treatment



**Fig. 4:** Transmission

Tecovirimat has received approval for the treatment of many poxviruses, including monkeypox, in the European Union and the United States. In addition to supportive care, BMJ Best Practice advises using tecovirimat or the smallpox medication brincidofovir as the first-line antiviral therapy if necessary (including antipyretics, fluid balance, and oxygenation). Empirical antibiotic treatment or aciclovir may be employed if subsequent bacterial or varicella-zoster infection is suspected.<sup>14</sup>

#### 5. Conclusion

Human monkeypox has the potential for dissemination via zoonotic reservoirs, as was proved by the US outbreak. Advances in our knowledge of this essential zoonosis will assist better direct preventative tactics and lessen human disease. There are still numerous mysteries concerning human disease, animal reservoirs, and the virus itself. Re-emergence has been brought on by people that depend on hunting for sustenance and a younger, non-immune generation. To safeguard people who are most vulnerable considering environmental consequences, more study to identify the reservoir host or hosts and focused teaching programmes are required. Understanding the continually shifting epidemiology of this resurgent illness requires international funding for better surveillance and case detection.

#### 6. Conflict of Interest

None.

#### 7. Source of Funding

None.

#### References

- Ladnyj ID, Ziegler P, Kima E. A human infection caused by monkeypox virus in Basankusu Territory, Democratic Republic of the Congo. *Bull World Health Organ.* 1972;46(5):593–7.
- Parker S, Buller RM. A review of experimental and natural infections of animals with monkeypox virus between 1958 and 2012. *Future Virol.* 2013;8(2):129–57. doi:10.2217/fvl.12.130.
- Nolen LD, Osadebe L, Katomba J, Likofata J, Mukadi D, Monroe B, et al. Extended Human-to-Human Transmission during a Monkeypox Outbreak in the Democratic Republic of the Congo. *Emerg Infect Dis.* 2016;22(6):1014–21. doi:10.3201/eid2206.150579.
- Alakunle E, Moens U, Nchinda G, Okeke MI. Monkeypox virus in Nigeria: infection biology, epidemiology, and evolution. *Viruses.* 2020;12(11):1257. doi:10.3390/v12111257.
- Kugelman JR, Johnston SC, Mulembakani PM, Kisalu N, Lee MS, Koroleva G, et al. Genomic variability of monkeypox virus among humans, Democratic Republic of the Congo. *Emerging Infect Dis.* 2014;20(2):232.
- Fine PE, Jezek Z, Grab B, Dixon H. The transmission potential of monkeypox virus in human populations. *Int J Epidemiol.* 1988;17(3):643–50.
- Jezek ZZ, Grab B, Szczeniowski MV, Paluku KM, Mutombo M. Human monkeypox: secondary attack rates. *Bull World Health Organ Organization.* 1988;66(4):465–70.
- Hutson CL, Olson VA, Carroll DS, Abel JA, Hughes CM, Braden ZH, et al. A prairie dog animal model of systemic orthopoxvirus disease using West African and Congo Basin strains of monkeypox virus. *J Gen Virol.* 2009;90(Pt 2):323–33. doi:10.1099/vir.0.005108-0.
- Assessment RR. Monkeypox multi-country outbreak. European Centre for Disease Prevention and Control. 2022 May 23.
- World Health Organization. Multi-country monkeypox outbreak: situation update. 2022-06-04 [2022-06-07]. Available from: <https://www.who.int/emergencies/disease-outbreak-news/item/2022-DON390>.
- New Monkeypox Symptoms Are Making Cases Harder to Recognize" (<https://www.bloomberg.com/news/articles/2022-07-21/monkeypox-symptom-patterns-confound-doctors-in-global-outbreak>). Bloomberg.com. 2022-07-21. Retrieved 2022-07-21.
- Kantele A, Chickering K, Vapalahti O, Rimoin AW. Emerging diseases—the monkeypox epidemic in the Democratic Republic of the Congo. *Clin Microbiol Infect.* 2016;22(8):658–9.
- Petersen E, Kantele A, Koopmans M, Asogun D, Yinka-Ogunleye A, Ihekweazu C, et al. Human monkeypox: epidemiologic and clinical characteristics, diagnosis, and prevention. *Infect Dis Clin.* 2019;33(4):1027–43.
- Hubach RD, Owens C. Findings on the Monkeypox Exposure Mitigation Strategies Employed by Men Who Have Sex with Men and Transgender Women in the United States. *Arch Sex Behav.* 2022;51(8):3653–8. doi:10.1007/s10508-022-02423-3.

#### Author biography

**Raunakkumar Chaurasiya**, Assistant Professor <https://orcid.org/0000-0002-0492-1881>

**Jayalalita Kamble**, Assistant Professor

**Yeshwant Kumar**, Student

**Cruciforth Kharsyntiew**, Assistant Professor

**Rambishwash Giri**, Student

**Dhiraj Chaudhary**, Student

**Rahul Singh**, Director

**Cite this article:** Chaurasiya R, Kamble J, Kumar Y, Giri R, Chaudhary D, Singh R, Kharsyntiew C. An overview of the monkeypox. *IP Int J Comprehensive Adv Pharmacol* 2023;8(2):130-133.